

lifelines frequency of disease

In this factsheet, the frequency of disease occurrence on baseline and the newly reported cases since baseline are depicted. These numbers are exclusively based on questionnaire data (**self-reported**) from adult Lifelines participants, from 2006 till 2017 (152,728 adult participants). Not every question was repeated in follow up questionnaires. Therefore newly reported cases are not always available (-). More detailed info on disease prevalence and multimorbidity are available on request.

Baseline — 2007 /2013

Newly reported cases — since 2011

Diabetes

Type 1 + 2 combined



3,800
1,600

Respiratory System

Asthma

COPD / pulmonary emphysema / chronic bronchitis

Chronic throat / nasal cavity inflammation



13,400
2,100

8,000
2,300

8,300
—

Cancer

Cancer



7,000
1,900¹

¹ This number excludes data from paper questionnaires from FUP2 and FUP3.

Cardiovascular System

Heart valve problems

Heart failure

Stroke

Heart infarct



1,500
—

1,100
1,500

1,100
510

1,600
580

High blood pressure

High cholesterol

Atherosclerosis

Pulmonary embolism

Thrombosis

32,000
—

19,400
—

700
—

1,000
—

1,800
—

Blood

Anemia

Clotting disease



23,000
9,300

930
—

Digestive System

Gastric ulcer / Oesophageal problems ²

Celiac disease

Gallstones

BS (irritable bowel syndrome)

Ulcerative colitis



3,800
2,300

330
320

5,300
1,200

14,300
2,400

840
280

Liver cirrhosis

Crohn's disease

140
—






500
140

² During baseline we asked for 'gastric ulcer' and during follow-up questionnaires for 'oesophageal problems'.

lifelines frequency of disease

Baseline — 2007 /2013

Newly reported cases — since 2011

Kidneys and bladder	Impaired kidney function	Kidney failure	Kidney stones	Chronic urinary infection	Incontinence
	3,700 —	40 220	4,300 990	2,700 —	3,200 —
Musculoskeletal System	Fibromyalgia	Rheumatoid arthritis	RSI	Arthrosis	Osteoporosis
	4,700 1,400	3,400 1,500	3,200 1,300	11,000 9,300	2,200 1,700
	Hip fracture ³	Back or neck hernia	Spasticity		
	30 800	9,600 —	210 —		
Skin	Psoriasis	Eczema	Severe acne		
	4,200 —	22,900 —	4,200 —		
Central Nervous System	Epilepsy	Multiple sclerosis	Migraine	Dementia	Parkinson's disease
	1,900 550	360 —	27,400 2,300	18 110	80 110
	Schizophrenia	Depression	Manic depressive syndrome (bipolar disorder)	Anxiety disorder	Agoraphobia
	140 —	15,100 3,100	490 —	4,600 —	790 280
	Social phobia	Panic disorder	ADHD	Burnout	Dizziness with falling ³
	1,300 —	4,400 2,100	1,400 —	12,500 6,100	880 2,000
Others	Eating disorder	Chronic fatigue syndrome	Hepatitis B ⁴	Cataracts	
	2,200 —	1,900 610	1,400 60	3,000 —	

³ Number is based on whether participant experienced the health issue in the last 12 months.

⁴ During baseline we asked for 'hepatitis' and during follow-up questionnaires for 'hepatitis B'.